



TIMBER
WINDOWS



THE

COMPLETE GUIDE

www.timberwindows.com

Your guide to the UK's original engineered,
TIMBER WINDOW & DOOR COMPANY



ENHANCE THE VALUE & BEAUTY OF YOUR *home*

Timber Windows has developed the country's finest network of specialist, local showrooms dedicated to the supply and installation of beautiful timber windows and doors.

WE ARE PASSIONATE ABOUT WOOD AND SINCE OUR LAUNCH OVER FIFTEEN YEARS AGO, OUR SUITE OF PRODUCTS HAS LED THE MARKET IN THE BREADTH OF APPLICATION, UNIQUENESS OF DESIGN, QUALITY OF CONSTRUCTION AND PERFORMANCE IN USE.

Attention to detail is a hallmark we are proud of. Our collection has been carefully and sensitively tailored to complement the English home - whether you live in a period villa, a barn conversion or a more modern property in need of contemporary flair. Unlike timber windows of old, our products will not twist, will not rot and require very little maintenance. High levels of insulation and security ensure there is no need to sacrifice beauty for comfort.

The Timber Windows service is delivered with care by knowledgeable local specialists whose reputation is built on providing an attentive service from initial enquiry to the completion of your project. Our local showrooms provide the perfect environment to browse the many options available, with expert guidance on hand to help you make an informed decision.


Installing well-made, well-specified timber windows and doors can really enhance the value and beauty of your home. We look forward to working with you on your exciting project!





AWARD WINNING HAND-MADE TIMBER WINDOWS & DOORS

CONTENTS



4
ENHANCE
THE VALUE &
BEAUTY OF
YOUR
home


8
THE REASSURANCE
OF A
local SPECIALIST



12
THE TIMBER
WINDOWS STORY




14
THE TIMBER
WINDOWS
Philosophy




17
10 REASONS TO CHOOSE
TIMBER WINDOWS



18/49
Effortless
CASEMENT WINDOWS




50
Maximising
KERB APPEAL



52/83
Glorious
SASH WINDOWS




84
SIGHTLINES
*Providing balance &
visual impact*



86
A QUESTION of COLOUR
Decisions, decisions...!



88/115
Make an
ENTRANCE



116
TRADITIONAL
& CONTEMPORARY
Styles




118/145
Elegant
FRENCH DOORS



146/177
Versatile
BI FOLD & PATIO DOORS



172/179

TIMBER WINDOWS
listed

180
HELPING
YOU TAKE
THE
next steps...



THE REASSURANCE OF A *local* SPECIALIST



49 STUNNING SHOWROOMS NATIONWIDE

The Timber Windows service is delivered with care by knowledgeable local specialists whose reputation is built on providing an attentive service from initial enquiry to the completion of your project.

WHAT TO EXPECT

Our local showrooms provide the perfect environment to browse the many options available, with expert guidance on hand to help you make an informed decision.

Showrooms

1. Amersham
2. Bournemouth
3. Blandford
4. Caterham
5. Cardiff
6. Carmarthen
7. Channel Islands
8. Cheltenham
9. Cirencester
10. Clifton (Bristol)
11. Colchester
12. Denbigh
13. Dulwich
14. Esher
15. Farnham (Bury St Edmunds)
16. Guildford
17. Harborne, Birmingham
18. Harrogate
19. Hartley Wintney
20. Heathfield
21. Henley on Thames
22. Hereford
23. Highgate
24. Honiton
25. Hordean
26. Horsham
27. Ingatestone
28. Knutsford
29. Leamington Spa
30. Lincoln
31. Maidstone
32. Moreton-in-Marsh
33. Nottingham
34. Olney
35. Oxford
36. Ripley
37. Saffron Walden
38. Salisbury
39. Sheffield
40. Shrewsbury
41. Stamford
42. St. Albans
43. Sunningdale
44. Tavistock
45. Teddington
46. Tunbridge Wells
47. Wimbledon
48. Winchester
49. Woodbridge



THE *perfect* ENVIRONMENT TO BROWSE...

...WITH *expert* GUIDANCE ON HAND!





THE TIMBER WINDOWS STORY

The original engineered timber windows & doors – incredible innovation

At the start of the new century the founders of Timber Windows were confronted by a problem. They knew that discerning homeowners preferred timber windows & doors to cheaper plastic or aluminium alternatives, yet there were no timber products capable of delivering lasting performance.

Finding the answer took Timber Windows on a journey that turned the timber window & door industry on its head. Combining Scandinavian techniques with German engineering, the company introduced high quality products manufactured in engineered timber, a material never seen before in the UK.

This revolutionary approach enabled the development of an incredibly innovative range of timber windows & doors - and shaped the ongoing success of Timber Windows as a business. With beginnings in just a single high street shop, the network now spans more than forty beautiful showrooms, dedicated to transforming the homes of discerning owners across the country.





THE TIMBER WINDOWS · PHILOSOPHY ·

We feel there's a good chance, that if you're reading our brochure, you're already some way into your thought process about timber being the material of choice for your home's new windows and doors; however not all timber is equal, and we invite you to discover what makes Timber Windows stand out from the crowd.

From our founding moment to the present day and beyond, Timber Windows strives to make the best quality products possible. To do this, they must have a high degree of excellence, in terms of design, technical functionality, responsibility, durability and performance.

One of the strongest feelings that owners of characterful homes have, is the desire to do the right thing by their properties; we too recognise the importance of doing what's right and of historical consideration with an equal level of passion. As part of the architecture of a structure the significance of correct aesthetics and the appropriate design of windows and doors, cannot be overstated.

We take a dual-angled approach to our product range, letting both design and functionality carry equal weighting; with each influencing the other to achieve a superior finished range. Our core products have been perfected over time, all with improved engineering and security in mind. Simply put, our range now provides the basis for products that can be easily tailored to any type of home or style, are historically correct as well as being technically advanced.



At its very core, as a natural product, timber has repairability as a major benefit; accidents will always happen so it's reassuring to know that a timber product can be patched up and look as good as new, with no need for replacement, this is in contrast to the disposable nature of many man-made materials.

Extending the life of a product, reduces the need to buy more – buy better, buy less.

As further proof of this, our guarantees are industry leading – we stand by what we make now and, in the future, during their life.

The way we view our customers, and the way we think they view themselves, is not as consumers of our products, rather as owners. There's a distinct difference – a consumer takes, uses, disposes and repeats, while an owner is empowered to take responsibility for our windows and doors, with a sense of pride.

Turning our attention to the sourcing of timber, our favoured option, and the one chosen by 80% of our customers is Redwood, derived from sustainably managed plantations in Northern Europe, backed by Forest Stewardship Council® (FSC®) certification (FSC - C124392) and other controlled sources. European Redwood is the timber used by British joiners of yesteryear, it has proven longevity, is knot-free and stable, and with our engineered processes, even stronger than ever.

Responsibility is the over-arching principle by which we operate, both in terms of the environment, the people we work with and the people we serve.

Through the creation of a high-quality product, with both longevity and durability, we are playing our part in ensuring that less resources are required to carry out the same purpose over time, and in turn pay respect to both the environment and our customers.



By buying these windows and doors, you help take care of the world's forests

While it may not appear to be sound business sense, we want to make it as easy as possible for a customer to keep our products in their home for as long as possible.

continued overleaf...

continued ...

By the nature of a sustainable plantation, when trees are felled, new ones are always planted to replace those harvested. The cold climates in which they are nurtured, results in a slow growth that in turn means stronger, knot free timber with low moisture content. In fact, European forests are now growing by around 5,000 sq. km each year – these forests are crucial for the environment, removing Co2 from the atmosphere and locking it away.

We are also able to offer options of Meranti Hardwood and European Oak from sustainable sources.

The sourcing of our raw material and the processes through which it passes are of



great importance to another of our measures of high quality; low maintenance. We all know that maintenance is a chore no matter the nature of it, therefore routine cleaning and lubrication of certain

elements will stand you in good stead, and again our guarantees attest to the fact that we stand by our products.

As we've set out, our focus is on quality, while other factors that are important to us and our customers, include delivery in a timely manner and provision at a reasonable cost. Our price point and production lead time are reflective of our bespoke products, as well as the attention to detail that goes into everything we do. The materials used, the research, development and sourcing that happens in the background all contribute to delivering high quality products, with guaranteed longevity, which we ensure will exceed your expectations in every area.

ENGINEERED TIMBER TRADITIONAL WOOD

Traditional wood is both beautiful and tactile. For many centuries it has been the material of choice for windows and doors throughout Britain and Europe. But traditional wood has innate problems - a natural tendency to expand and contract, and when wet, to warp in the direction of the grain resulting in windows and doors that twist and stick, causing frustration for homeowners.

Engineered, or multilayer timber, is an innovative solution that counteracts these issues. It is created by layering wood sections, with the grain of one section of wood layered in the opposing direction to the grain of its neighbour.

As wet wood has a tendency to warp in the direction of the grain, layering the wood in this way ensures that any movement caused by the absorption of moisture is evened out.

So engineered timber is stronger, longer lasting and resistant to the issues that affect traditional wood. Windows and doors made with engineered timber retain their strength and structure, ensuring that they remain a perfect fit, just as they did on the day they were installed.



Using engineered timber ensures that there is no warping or twisting, sticking or

rubbing, no matter how damp the prevailing atmospheric conditions. This makes it the perfect choice for every area of the UK - no matter how exposed the location.

Engineered timber is also far easier to work with. It can be used to meet the design specifications of complex windows and doors much more efficiently than solid wood, yet retaining all of its natural appeal. And whilst state of the art computer controlled machinery inevitably plays its part, all of our engineered timber windows and doors are hand finished before being subjected to rigorous quality control, with every aspect of the construction and glazing fully checked and re-checked.

So put us to the test - visit one of our Timber Windows showrooms and see for yourself how timber has changed.

10 REASONS TO CHOOSE TIMBER WINDOWS



1 Factory applied micro-porous coatings providing maximum protection but minimal maintenance

All of our windows and doors are factory painted prior to assembly, providing complete protection from moisture absorption and maximising longevity. Every product receives a base coat of timber preservative, then a primer coat, followed by two coats of micro-porous paint. You should expect our coatings to last from five to eight years without the need for re-treatment. Should you wish to change the colour of your windows then redecoration is a very simple task as there is no sanding down required. An average window should take about thirty minutes to redecorate.

6 Glazing units almost twice as effective as ordinary double glazing

All of our windows and doors incorporate double-glazed units with enhanced thermally insulating glass, providing an extremely low U-value. We further improve the efficiency of the unit by filling the cavity with argon gas and using low conductivity spacer bars to minimise edge losses. The result is a 1.1 W/m²K centre pane U-value. This means an 80% increase in energy savings compared to single glazing, and a 45% increase in energy savings compared to ordinary double-glazing.

2 Internal beads for security

Glass is fitted from room side to prohibit would-be intruders from gaining entry by removing the glass.

3 Neat, coloured silicone seals

Purpose-made grooves on the inside and outside of the window receive the silicone necessary to protect against water ingress. Appropriate coloured or clear silicone is factory applied, guaranteeing a perfect, unobtrusive seal.

4 Ventilation channels help prevent double-glazing from misting

Ventilation channels protect against the failure of double glazed units. In standard systems misting can occur when glazing units are allowed to sit in water trapped within the frame.

5 Multi-layer timber sections with opposing grains, balances warping and combats twisting

The use of multi-layer timber for windows and doors is long established in Scandinavia and Northern Europe, but very rare in Britain. The multi-layer structure used as standard throughout our range is particularly effective in resisting warping and twisting, as the opposing grains even out natural moisture movement. It is the twisting of timber during wet weather, more than the swelling itself, which causes standard wooden windows and doors to stick.

7 Exceptional optical clarity

Advanced glass technology not only provides enhanced thermal performance but also much improved clarity, particularly compared to traditional hard coated low e glasses. High light transmittance (77%) maximises the entry of natural light into the home.

8 Warm edge spacer bars

Low conductivity spacer bars help to minimise heat loss and combat condensation levels on the inner pane.

9 Rebated glazing beads eliminate unsightly gaps between the frame and bead

In standard timber systems, paint is prone to cracking at the point where the bead meets the window frame. By rebating the glazing bead over the sash we conceal the joint, which eliminates the problem.

10 Security

All Timber Windows are fitted with advanced security locks that wrap around the openers on our Flush Casements and engage bolts in multiple points on our Lipped Casements. Doors are fitted with multi-point locking mechanisms, featuring hook-bolts and deadlock.



Effortless
CASEMENT WINDOWS

Off-White flush casements with 18mm astragal bars.



Effortless

CASEMENT WINDOWS

Smooth to open and beautiful to the touch, the Timber Windows range of Casement Windows provide an appearance that can only be achieved with genuine timber.

With a wide range of designs available, we are confident that you will find the perfect Casement Windows for your home - whether you are after a traditional look or something sharper and more contemporary.

Warm, quiet and secure, with timber guaranteed for decades, our Casement Windows incorporate a host of technical innovations for absolute peace of mind.

The following pages feature a wide variety of home styles to inspire you, all featuring our Casement Windows - with everything from country cottages to more grand residences.



Oxide Gold Listed flush casement with 22mm true bars.





White flush casements.



Off-White cottage flush casement with 36mm astragal bars.



White and Black Deco flush casements.



Porcelain flush casements with 18mm astragal bars.





French Grey cottage flush casement.



UPPER LEFT
Blue Grey flush casements.
UPPER RIGHT
White Listed flush casement.
LOWER LEFT
Off-White flush casement.
LOWER RIGHT
Light Ivory cottage flush casement.
BOTTOM RIGHT
Porcelain flush casements.

THE VERY
LATEST WINDOW
TECHNOLOGIES
COMBINED WITH
*time-honoured
simplicity*

The images before you show a diverse range of Casement Windows installed by local Timber Windows showrooms around the country, including homes in Devon, Warwickshire, Yorkshire and Birmingham.

By working closely with the homeowners we have ensured that these designs suit the character, age and construction of their homes - tailoring proportions, sightlines and paint colour to suit.

See more case studies in our
INSPIRATIONS magazine.





Warm, quiet & secure, with timber guaranteed for
DECADES





Off-White flush casements.



French grey flush casement.

White flush casements.



Off-White cottage flush casement.



Off-White Deco flush casement.



Off-White cottage flush casements.



Off-White flush casement.




Cream cottage flush casement.





**BY WORKING CLOSELY
WITH THE HOMEOWNERS**
*we have ensured that these designs suit the
character, age & construction of their homes*

Flush casements and Chadlington door in a colour complementary to Farrow & Ball "Fawn".



“The windows are lovely. The craftsmanship and quality are excellent; the fitting was also carried out exceptionally well.”

Off-White arched casement window.



White flush casements.



Cottage casement in a colour complementary to Farrow & Ball "Old White".



Off-White with Dark Lead.



French Grey lipped casement.



An appearance that can only be achieved with
GENUINE TIMBER





Urbane Grey flush casement with 18mm astragal bars.



Off-White Lipped casements with 18mm astragal bars.



White arched flush casement.



French Grey Cottage casements.



White Deco casement.



Flush casement in Straw with 27mm astragal bars.

Off-White flush casement with Standard lead.



Flush casement in Straw

Off-White Cottage casements with 18mm astragal bars.



Cottage casement with 18mm astragal bars in a colour complementary to Farrow & Ball "Farrow's Cream".





White cottage flush casement with 18mm astragal bars.



White cottage flush casement with Dark Lead.



Urbane Grey flush casement with 18mm astragal bars.



“it was very hard to keep the house warm in winter due to all of the draughts. Heat retention is so much better now that I even have the windows open on occasion to allow a flow of air”

Cream cottage flush casement with 18mm astragal bars.





White flush casement with 18mm astragal bars.



Blue Grey flush casement with 18mm astragal bars.



Off-White arched casement with 18mm astragal glazing bars.



Off-White cottage flush casement with 18mm astragal bars.



“Attention to detail was important; very careful consideration was given to such things as sightlines and hardware”

Off-White flush casements.



Tent Grey cottage flush casements with 27mm astragal bars.





THE COTTAGE

“Every stage with Timber Windows has been fantastic. The initial visits, surveys and installation all went perfectly, and the end result is *superb!*”



CHOOSE YOUR CASEMENT STYLE

LIPPED

With a casement that slightly overlaps the face of the frame when closed, this design may offer additional protection against the elements in areas of extreme exposure and are the most widely used window design in England.



Straw.



London Grey.



Calm Grey.



French Grey.

DECO

Specially designed sections are added to the front face of the window, which allow the opening sashes to appear recessed within the frame. An important detail common to the inter-war period of the 1930's, the stepping back of the sashes provides a degree of modelling to the façade of urban homes.



Smoke Cream.



White.



Tent Grey.



White.



White.



French Grey.



Urbane Grey.



French Grey.

FLUSH

Closing into the frame and giving a flush finish across the face of the window, this simple yet elegant design can be found in most mediaeval buildings, cottages and houses of all periods.



Light Oak stain.



Tent Grey.



French Grey.



White.

Cottage

Through the use of slimmer sections and designing out the need for vertical mullions, the Cottage flush casement allows approximately ten percent more light into the building, ideally suited to traditional cottages and the replacement of their smaller, finely constructed original windows.





Listed flush casements with 22mm true bars in a colour complementary to Farrow & Ball 'Hardwick White'.

CHOOSE YOUR FINISHING TOUCHES...

VENTILATION GROOVES & GLAZING UNITS WHICH LOSE APPROXIMATELY HALF THE HEAT OF ORDINARY DOUBLE GLAZING *are just some of the innovations that are built in discreetly & unobtrusively*



- UPPER LEFT
Antique Pewter Monkeytail pegstay on Light Oak flush casement.
- UPPER RIGHT
Arched 27mm astragal bars in French Grey.
- LOWER LEFT
18mm astragal bars internally in Off-White.
- LOWER RIGHT
Polished Nickel Samuel Heath Contour handle on a finish colour matched to "Little Greene White Lead 74" with 18mm astragal bar.
- BOTTOM LEFT
White.



Our lovely casement windows are available hand-finished in hundreds of traditional shades and timber stains and may be fitted with a choice of traditional ironmongery or the delightful fittings from our Samuel Heath range.

 Farrow & Ball	 Jacob Ltd	 Hoffmann	 Woolworths	 Prest	 Hill
30 YEARS GUARANTEE	10 YEARS GUARANTEE	10 YEARS GUARANTEE	10 YEARS GUARANTEE	12 YEARS GUARANTEE	16 YEARS GUARANTEE

Maximising

K E R B A P P E A L

Some say that looks are everything. Certainly when it comes to property, it is outward appearance - or kerb appeal - that helps seal the deal.

When buying a home it apparently takes no more than eight seconds for potential buyers to decide whether or not they like a particular house - that's about the time quick readers have spent on this page!

But if there is one thing that we have learned over the years about Timber Windows customers it is that whilst they really care about how their homes look, they are just as concerned about how they are made.



It is not difficult to find properties, even in your own street, where the replacement windows and doors really do not suit the original look of the house. This is often exacerbated by the choice of man-made materials, as much as their design.



Choosing well should be at the heart of any decision to replace windows and doors. Many of our customers ask us to faithfully copy the design of the original timber windows and doors, even providing archive photographs as source material. Other customers sense the opportunity to use our portfolio of products to create something

stunning of their own - perhaps by pairing beautiful sash windows with a contemporary front door, or by opening up a living room to garden with bi-fold or french doors.

Whichever route you choose, Timber Windows will provide designs and layouts that enhance the facade of your home, give you a host of colour and finishes to choose from, all combined with exceptional levels of timber performance.



Glorious
SASH WINDOWS

SASH WINDOWS



White with 18mm astragal bars.



Glorious SASH WINDOWS

Sash windows grace some of the most beautiful homes in the country - and replacing these originals, when the time comes, is a Timber Windows speciality.

Our unique collection of sash windows faithfully replicate these timeless designs down to the finest details and includes the slimmest traditional box sash available in the UK, as well as more specialised solutions for listed buildings and conservation areas.

Glorious to behold, easy to slide and constructed to deliver the highest standards of insulation, security and longevity, our Sash Windows are available with traditional chains, cords or a hidden spring mechanism.

Browse the following pages to see how sensitively replaced Sash Windows can add real character to a property.



**FOR MANY
HOMEOWNERS**
*restoring the
integrity of
the original
structure is
paramount*



Off-White with 27mm astragal bars.





White with 18mm astragal bars.



White with 18mm astragal bars.



Cream with 18mm astragal bar.



French Grey with 18mm astragal bars.





Triple draught strips stop rattles, & extremely high insulation glazing units *minimise heat loss!*



UPPER LEFT
Tent Grey with 18mm astragal bar.
UPPER RIGHT
White with 18mm astragal bars.
LOWER LEFT
White with 18mm astragal bars.
LOWER RIGHT
Off-White with 27mm astragal bars.
BOTTOM RIGHT
Cream with 18mm astragal bars and Belbroughton door.



Installed by local Timber Windows showrooms around the country, the Sash Windows shown here include our hidden spring, traditional and slim box sashes.

Working together with homeowners we have ensured that the history of their properties is respected and the overall appearance enhanced.

See more case studies in our **INSPIRATIONS** magazine.



“The house has become a wonderful warm retreat”

Colour complementary to Farrow & Ball “White Tie” with 18mm astragal bars.





Sash windows can add real
CHARACTER TO A PROPERTY

Off-White with 27mm astragal bars, along with a Chalfont door in a colour complementary to Farrow & Ball "Dix Blue".



Colour complementary to Farrow & Ball "White Tie" with 18mm astragal bars.



White with 18mm astragal bars.



Colour complementary to Farrow & Ball 'Hardwick White' with 36mm astragal bars.


White with 18mm astragal bars.



Cream with 18mm astragal bars and matching Belbroughton door.



Off White with 18mm astragal bars.



White with 27mm astragal bars.



White with 18mm astragal bars.



Cream with 18mm astragal bar.



White with 22mm true bars.



*Our sliding sashes are hung
on chains or pre-tensioned
sash cords, retaining the
LONG PROVEN RELIABILITY
of simple counterbalance weights*





White with 18mm astragal bars.



Cream with 18mm astragal bars.



White with 18mm astragal bars.



French Grey with 18mm astragal bars.





White with 18mm astragal bars.



Off-White.





Straw with 18mm astragal bars.



White with 18mm astragal bars.



Calm Grey with 27mm astragal bars.



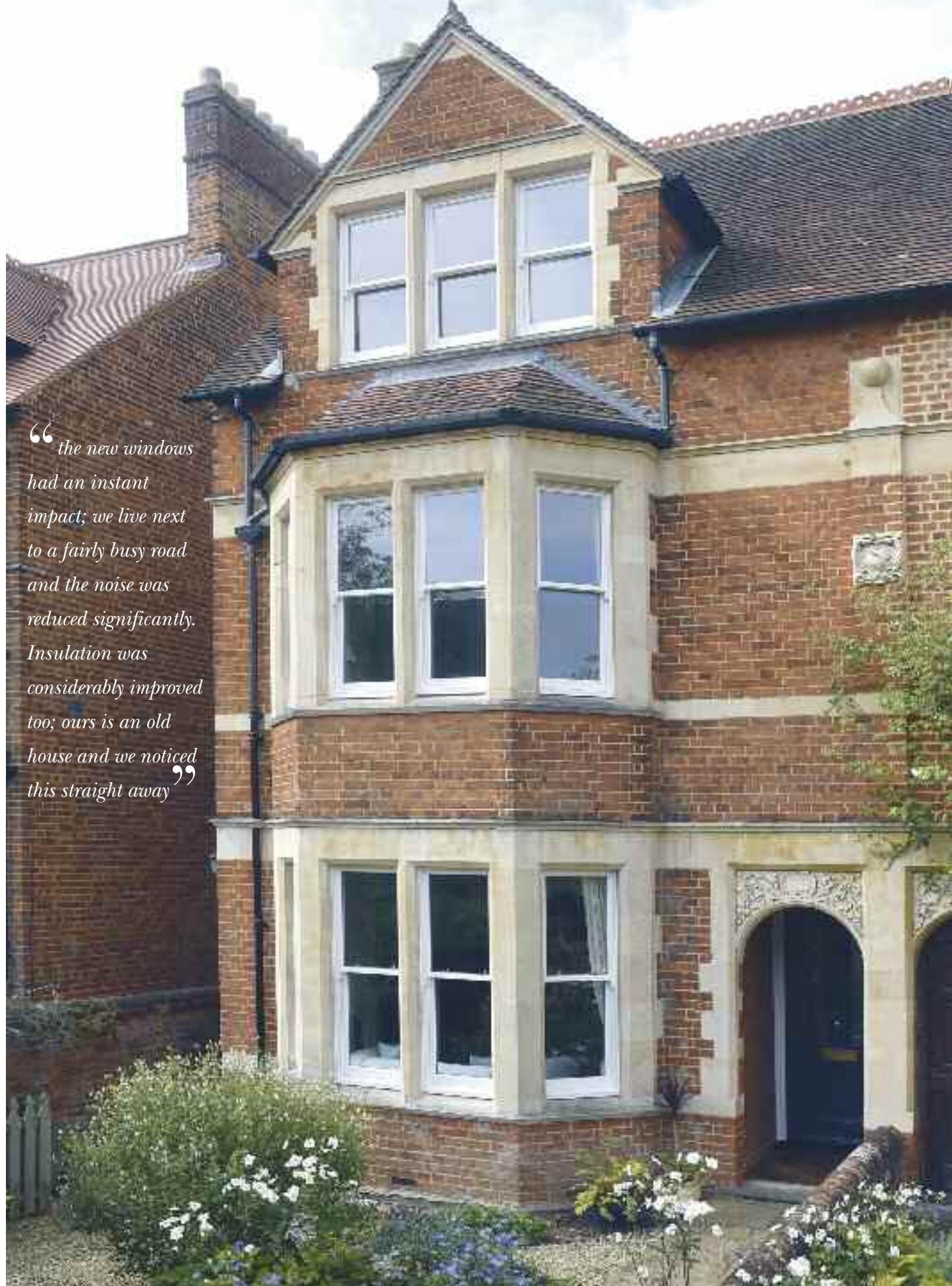
Colour complementary to Farrow & Ball "New White" with 18mm astragal bars.



White with 18mm astragal bars.



White with 18mm astragal bars.



“the new windows had an instant impact; we live next to a fairly busy road and the noise was reduced significantly. Insulation was considerably improved too; ours is an old house and we noticed this straight away”

Off-White.



White with 18mm astragal bars.



Porcelain with 18mm astragal bar.



Straw with 18mm astragal bars.





Calm Grey with 18mm astragal bar.



Off-White with 18mm astragal bars.



Porcelain with 18mm astragal bar.



White with 18mm astragal bar.



Off-White.



London Grey with 18mm astragal bar.





The Farmstead





A RANGE OF TRADITIONAL HARDWARE,
options & finishes can be selected.



TOP
Chains and weights sash mechanism.
MIDDLE RIGHT
Off-White with 18mm astragal bars.
MIDDLE LEFT
White with 18mm astragal bars, brass chains and weights.
LOWER RIGHT
Mottled Antique Brass sash Hook Fastener.
LOWER LEFT
White with 18mm Tombstone style glazing bars.



ALONG WITH TRADITIONAL CHAINS & PRE-TENSIONED CORDS...
...We offer an innovative, completely concealed Hidden Spring™ system.



UPPER LEFT
Hidden Spring sash window mechanism.
UPPER RIGHT
Decorative sash horns available in three traditional styles; can be added to upper and lower sashes.
LOWER LEFT
Traditional weights and chains mechanism.
LOWER RIGHT
Traditional cords and weights sash mechanism.
BOTTOM RIGHT
Traditional weights and chains mechanism.

The Timber Windows range of sash windows is amongst the most comprehensive available in the UK. We are a specialist in the sensitive replacement of sash windows, with experience in restoring properties from all of the key historical periods .

 30 YEARS <small>GUARANTEE</small>	 30 YEARS <small>GUARANTEE</small>	 30 YEARS <small>GUARANTEE</small>	 30 YEARS <small>GUARANTEE</small>	 32 YEARS <small>GUARANTEE</small>	 16 YEARS <small>GUARANTEE</small>
--	--	--	--	--	--



SIGHTLINES

Providing balance & visual impact

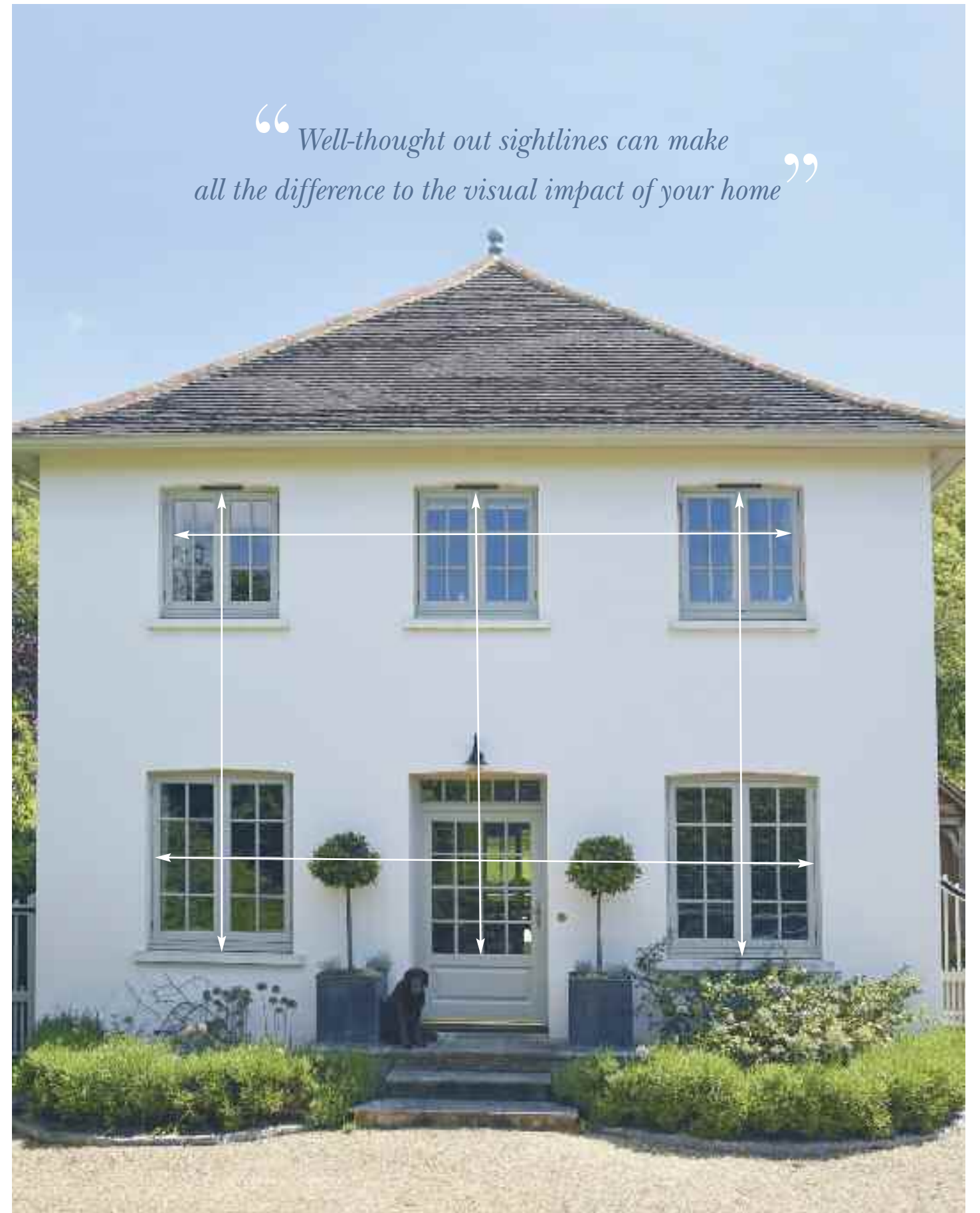


Well-thought out sightlines can make all the difference to the visual impact of your home. Wherever possible, the horizontal lines formed by window bars should match up across the windows and doors of the property. The annotated illustration above shows this design 'trick' more clearly.

This works particularly well for double-fronted houses with central front doors, but can also smarten semi-detached and terraced homes considerably, bringing balance and elegance. We can also ensure that any non-opening (or dummy) sashes are in-line with those that do open.

Whilst grand buildings - especially from the Georgian period - conjure this design feature effortlessly, the good news is that your local Timber Windows showroom will include this as part of your project, advising on how best to bring balance to the look of your home's new windows and doors.

“Well-thought out sightlines can make all the difference to the visual impact of your home”



French Grey Bardwell door and flush casements.

A QUESTION *of* COLOUR

Decisions, decisions...!

Looking through this brochure you cannot help but notice the sheer number of different colours that our customers have chosen for their new timber windows and doors, including a differentiation between them. Colour choices for windows tend to stick to a fairly safe neutral palette, whereas with doors you have free rein and much wider scope for creativity. Reassuringly, whites of all shades remain ever popular and continue to be one of our most ordered colours.



windows and doors can be repainted in a different colour, it makes sense to choose a colour scheme you are confident will stand the test of time.

Location, geography and the surrounding property styles all have an influence on the colours our customers choose. The materials used in the construction of your

home is generally a good starting point. all offer visual clues as to which colours might work. To this end we offer a standard colour palette that includes many popular traditional shades across a wide spectrum - whilst we can also match to any standard RAL colour.

Being able to offer a range of colours that complement those from well-known paint brands such as the Farrow & Ball and Fired Earth ranges has broadened the options available - but to shades that our customers trust to add the visual impact they are looking for.

As you can see in these pages, the colours chosen are not especially strong or bright. Bright colours can look even brighter in



in daylight, especially when sunlight boosts the contrast with the surrounding colour of the property.

Turning to doors for a moment, we very often receive orders where the front door is a different colour from the window frames, with many often choosing to blend the two together. Whilst some enjoy the simple contrast that such a choice brings,


for others it simply helps to signpost the main entrance to the property - particularly where this would not be immediately obvious.

Our colour service opens up a world of possibilities and allows the careful coordination of windows and doors to the wider interior colour scheme. It is worth keeping in mind that dual colour is also

possible – with the option for both windows and doors to be finished in different shades internally and externally.

Ultimately, time spent discussing the colour options with your local Timber Windows specialist will help your thinking - with paint samples and showroom displays helping to add focus.

See paint colour & finishes in our CHOICES brochure.



Make an

ENTRANCE

By looking at front door designs around the country we built a collection suitable for every kind of home. On the following pages you will see Entrance Doors with glazed panels, those suitable for conservation areas, smart panelled doors, practical stable doors and sharper, more contemporary styles.

Whichever style you choose, every door is hung on robust, fully adjustable hinges, colour co-ordinated to the door threshold. Security is assured with robust multi-point locking mechanisms, featuring hook bolts and deadlock.

Your local Timber Windows showroom will also advise you on the layout of your Entrance Door, including the positioning of ironmongery - we have an extensive range which includes elegant period handles, traditional letter plates and knockers, including our beautiful Samuel Heath collection.

A selection of decorative glass options, based on authentic Victorian stained glass motifs, has been uniquely commissioned for the range. These may be selected from a variety of colour palettes to complement the door colour or finish.



Our Entrance Doors are also available as a Town House door with no external handle, an escutcheon plate at eye level which replicates the look of a traditional mortice lock and a centre pull knob.

Our architect designed Contemporary Entrance Doors are available in fifteen styles to complement modern properties, or add individuality to a period home. The doors feature clean, understated lines, finished with crisp modern ironmongery. An etched glass effect may be chosen to provide privacy, including an option to have your house number reversed out.

Every style of Entrance Door is available hand-finished in hundreds of traditional shades and timber stains, including RAL colours and those complementary to those from the Farrow & Ball and Fired Earth paint ranges. We also offer the option to vary the colour on the inside of the door, so that it can match your internal decor.


All of our doors use multi-layered, warp and twist resistant timber throughout their construction, with high specification glazing fitted as standard. Factory applied paint finishes ensure a long life with very low maintenance.

Belbroughton door in Blue Grey.



Custom shape Chalfont door in Tent Grey.


AUTHENTIC ARCHITECTURE






*“ We are very pleased
with our lovely new door
and we feel much safer ”*

CONSERVATION



BRING BACK THE CHARM



“The front door is my new pride and joy”



“We’ve always wanted a stable door”



LET THE LIGHT IN!



BEAUTIFULLY DETAILED



A GRAND DESIGN



SAFE & SECURE





“The new door is fantastic and I believe we now have the best looking house on the street”

“Reassuringly Solid”



“We feel much safer”





Every door is hung on **ROBUST SMOOTH OPERATING HINGES**



TOP Peater Shakespeare knocker and Bright Star glass.
MIDDLE Sandblasted glass with etched house number and Polished Chrome Samuel Heath Ring knocker.
LOWER LEFT Antique Brass Unlacquered Medium sized Samuel Heath letter plate.
LOWER MIDDLE Polished Chrome Reeded handle.
LOWER RIGHT Sandblasted glass with etched house number, with 316 Coastal Grade Stainless Steel contemporary Guardsman handle.



REASSURINGLY
solid and secure



UPPER LEFT Antique Brass Unlacquered Samuel Heath Ring knocker and Etched Star glass.
UPPER RIGHT Astragal diamond toplight design in 36mm bar size.
LOWER LEFT Samuel Heath Extended Contour door lever in Polished Nickel.
LOWER RIGHT Queen Anne leaded design featuring clear and sandblasted glass.
BOTTOM LEFT Frenchay door in Black with White frame.
BOTTOM RIGHT Chrome Plated Samuel Heath Doctor's knocker and Sandblasted Glass with clear border.

An extensive range of ironmongery may be added, including elegant period handles, traditional letter plates and knockers from our Samuel Heath collection.



 30 YEARS GUARANTEE	 30 YEARS GUARANTEE	 10 YEARS GUARANTEE	 10 YEARS GUARANTEE	 12 YEARS GUARANTEE	 10 YEARS GUARANTEE
---	---	---	---	---	---

TRADITIONAL & CONTEMPORARY STYLES



The Timber Windows range includes a host of window & door options to improve your home. For most of our customers, the style of their property will inform the design choices they make, so whether you live in a period home or something more contemporary we can help enhance both

appearance and performance. When it comes to conservation areas we have proven experience in helping to restore the original character of a property through carefully selected windows & doors, always with an eye to any planning considerations. We can also provide advice on the fine

details of glazing, hardware and colour, helping you to make your property authentic to the area. In locations with more design freedom then we can help bring your ideas to life, balancing design and practicality to enhance your home, whilst still maintaining traditional looks.

Timber has proven to be the perfect material for contemporary style windows and doors, characterised by clean profiles and lines. Stylish stainless steel hardware choices and an extensive colour palette echoing today's preferences enable you to achieve the looks you want combined with

exceptional timber performance. Etched and patterned glass for front door panels, even incorporating your house number or name, can help add personality. And in locations where there is more latitude for creativity Timber Windows can help to combine elements of both our traditional

and contemporary ranges in a single unique look - perhaps by pairing beautiful sash windows with a contemporary front door. Whatever your inspiration or aspiration your local Timber Windows showroom will work with you, guiding and advising you through the options.



Straw with 27mm astragal bars.



Elegant
 FRENCH DOORS



Elegant

FRENCH DOORS

Practical yet beautiful, the Timber Windows range of French Doors can enhance both your home and lifestyle, providing easy access to outdoor spaces.

Authentically styled, with both conventional and contemporary designs, these doors offer the flexibility of opening inwards or outwards, with either door designed to open first. Leaded lights or glazing bars may be added whilst you can also choose a different colour internally to suit your decor.

Constructed to the same exacting standards as our windows, with timber guaranteed for decades, our French Doors incorporate a host of technical innovations for absolute peace of mind.

The following pages show how our French Doors have added flexibility and elegance to a variety of homes.



Cream with 18mm astragal bars.



“We stopped our search after visiting the showroom, we were both set on Timber Windows and were so impressed with what we saw”

Dorset Cream with 27mm astragal bars.



Off-White with 18mm astragal bars.

Performance is thoroughly modern with warp and twist resistant timber, locks which engage in multiple points around the perimeter of every opener, ventilation grooves and glazing units which lose approximately half the heat of ordinary double glazing.

Glazing is fitted as standard, whilst factory applied paint finishes ensure a long life and very low maintenance.



French Grey with 18mm astragal bars.



French Grey.

See our case studies in our INSPIRATIONS magazine.



Calm Grey with 18mm astragal bars.



**ALL FRENCH DOORS ARE
INTERNALLY BEADED**
*to prohibit would be intruders
from gaining entry by
removing the glass*





French Grey with 18mm astragal bars.



Off White with 18mm astragal bars.



Cream.



French Grey.





MULTIPLE COLOURS MAY BE APPLIED TO ONE DOOR SET,
enabling you to finish the doors with a different shade internally to complement interior decor

French Grey with 18mm astragal bars.

French Grey.



White with 18mm bespoke astragal bar design.



Colour complementary to Farrow & Ball 'Cornforth White' with 18mm astragal bars.



French Grey with 18mm astragal bars.



White with 27mm astragal bars.



White with 18mm astragal bars.



White



Colour complementary to Farrow & Ball 'White Tie' with 18mm astragal bars.



Authentically styled, with both
**TRADITIONAL &
CONTEMPORARY**
designs





Porcelain with 27mm arched astragal bars.



Cream with 18mm astragal bars.



Porcelain with 18mm astragal bars.



Off-White with 18mm astragal bars.





Off-White with 18mm astragal bars.





White with 18mm astragal bars and overhead toplight design.



French Grey with 18mm astragal bars.



White.



White with 18mm astragal bars.



Tent Grey with 27mm astragal bars.



Colour complementary to Farrow & Ball "Farrow's Cream" with 18mm astragal bars.



“We’re really pleased with how the house looks, now it’s done. This is our forever home, so we’re delighted to have the long product guarantees”



White with 18mm astragal bars.





Straw

Calm Grey with 18mm astragal bars.



French Grey.



Colour complementary to Farrow & Ball "White Tie" with 18mm astragal bars.



Off-White with 18mm astragal bars.



Smoke Cream with 27mm astragal bars.

Versatile
BI FOLD & PATIO DOORS

BI FOLD & PATIO DOORS



Versatile

BI FOLD & PATIO DOORS

Opening up your living spaces and bringing the outdoors closer, the Timber Windows range of Bi-Folding Doors are a joy to use.

Folding, sliding and stacking away with ease, they are perfect for enjoying warmer weather or when entertaining. The option of a flush floor track can also help create unobstructed walkways.

With energy-saving glass, robust mechanisms and high security our Bi-Folding Doors are all produced in genuine timber and finished in a wide range of colours and stains.

The following pages show our Bi-Folding doors in a variety of settings, all adding flexibility and usability.



Cream.



Cream



Light Oak stain.

Enjoy the
VERSATILITY
& control over your home





“We knew it would make an improvement but were actually surprised by quite how much of a difference it has made to the look and feel of our house”

Cream.



Cream.

Break down the barriers between home and garden

WITH DOORS THAT FOLD, SLIDE & STACK TO THE SIDE OF THE APERTURE, COMPLETELY OPENING YOUR LIVING SPACE UP INTO THE GARDEN



White.

Our Bi-Folding doors are equally at home in new home extensions and can provide an elegant addition to timber orangeries.

All are constructed using rigid and long-lasting engineered timber, coupled with top performing double-glazing.

See more case studies in our **INSPIRATIONS** magazine.



White.



PERFECT

for enjoying a summers day, or when entertaining.





Calm Grey with 18mm astragal bars.





Opening up your living spaces and bringing the
OUTDOORS CLOSER!

French Grey





French Grey.



Black.



French Grey.



*French Grey with 18mm
astragal bars.*

*Urbane Grey.*

*Available hand-finished
in hundreds of
traditional shades*

& TIMBER STAINS, OUR PATIO
DOORS WILL MATCH YOUR
HOME & GARDEN
PERFECTLY.

*Light Oak stain.**White.*

Sleek, effortless and contemporary, the Timber Windows range of Patio Doors provide a feeling of space and enable easy access to the outdoors.

With pane options of two, three, four or six it is possible to achieve spans of up to 18 metres, all exceptionally smooth in their operation.

High performance double glazed units save energy and keep temperatures regulated whilst security is assured with anti-lift out devices and multi-point locking mechanisms.

*French Grey.**White.*



Security is assured with anti-lift out devices and
MULTI-POINT LOCKING MECHANISMS.



Porcelain.





Light Oak Stain.



Off White.



*These stunning
doors are available
HAND-FINISHED
in hundreds of traditional
shades & timber stains.*

*“From the beginning of the
project through to aftercare, the
service I have received has been
very impressive”*

White.



TIMBER
WINDOWS
LISTED

Timber Windows Listed - a collection of specially designed windows and doors that have gained positive feedback and approval from planning authorities across the UK.

We have assisted homeowners with buildings from a host of historical periods to meet the planning, conservation and preservation rules for their particular area with authentically designed timber windows and doors.

Knowing and understanding these rules should always be your first step. The authorities assess on a case by case basis, considering the significance and circumstances of the changes that you wish to make. So for this reason it is always best to make an initial approach to your local planning authority.

Our aim is to provide timber windows and doors that not only satisfy these rules but also enhance your home - improving insulation, sound proofing and day-to-day operation - whilst maintaining an authentic appearance for many, many years to come.



Historical preservation with
MODERN STANDARDS

Choosing the most appropriate windows and doors is one of the most important decisions you will make for your home. This is never more poignant than when dealing with properties of conservation and listed status.

Windows and doors are among the most obvious components contributing to a building's style and appearance, so ensuring that these are correct, both from the perspective of aesthetics and regulatory compliance, is vital.

Timber Windows Listed marries preservation of style with exacting methods of construction to produce levels of comfort and convenience that our forebears would envy. The use of engineered timber eliminates twisting, warping and draughts, whilst modern glazing, even in single glazed units, is both warmer and quieter than original glass.

With traditional hand processes and rigorous quality checking, every window and door passes through the hands of experienced, time-served craftsmen. Comprehensive guarantees on every window and door provide lasting peace of mind.





Time honoured skills OLD MEETS NEW

A meeting of minds – our factory combines state-of-the-art computer controlled machinery with good, old fashioned craft skills – each as important as the other to the overall finish.

With many decades of experience to draw on, the creation of historically authentic windows and doors is the speciality of our highly skilled team.



“With many decades of experience to draw on, the creation of historically authentic windows and doors is the speciality of our highly skilled team.”

All of our windows and doors incorporate the very best glazing, timber and coating technologies to enhance the enjoyment of your period home all year round.

The use of engineered timber ensures that all of our windows and doors will not warp or twist, stick or rub.

 30 YEARS WARRANTY	 10 YEARS WARRANTY	 10 YEARS WARRANTY	 10 YEARS WARRANTY	 12 YEARS WARRANTY	 10 YEARS WARRANTY
---	---	---	---	---	---

* 5 years for 14mm double glazed units. † Not applicable to putty finished products.





Glazing options



4mm single glazed.



14mm ultra slim unit with krypton gas.



24mm with argon gas/18mm with krypton gas high performance units.

(Diagram shows 24mm unit)

GLAZING MATTERS



Of crucial importance to the acceptability of newly crafted windows and doors in historic settings, is the specification of glazing.

Referencing existing buildings and local style of fenestration is the key to closely replicating window and door design.

Through bars and putty glazing are bespoke elements that set our Listed range apart.

The range carries a number of glazing options to suit everyone's requirements from a conservation and a lifestyle stand point in terms of specification, giving the required aesthetics while regulating heat effectively and vastly improving sound insulation.

The 4mm single glazed pane and the ultra slim double glazed 14mm unit filled with krypton gas are hand finished with a traditional style putty and are available with a 22mm wide glazing bar, all features designed for the most stringent planning areas.

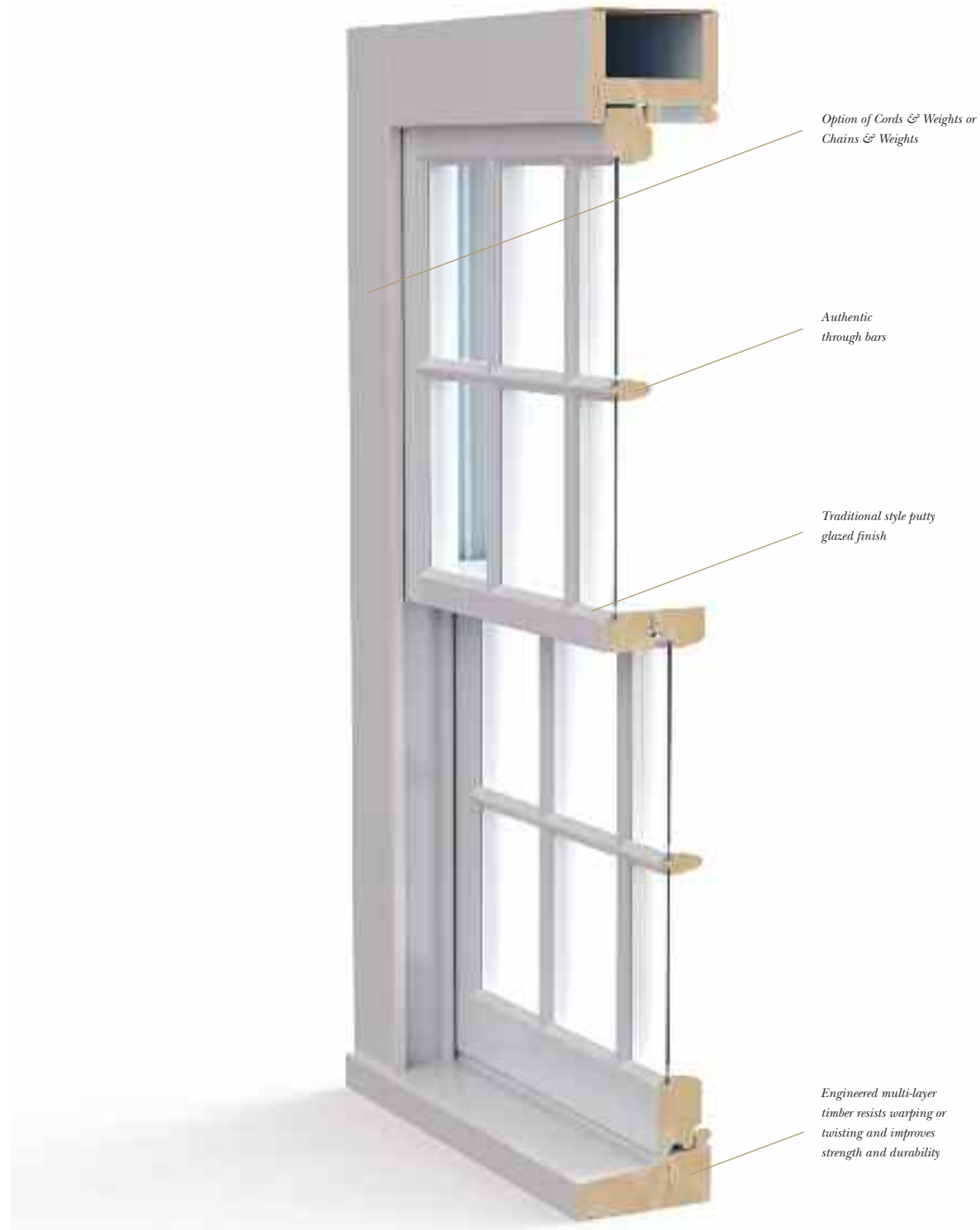
Our high performance 24mm or 18mm double glazed units, filled with argon gas and krypton gas respectively have the option of either an 18mm or 27mm wide glazing bar, ideal where regulatory restrictions are less rigorous.

“Of crucial importance to the acceptability of newly crafted windows and doors in historic settings, is the specification of glazing”





Traditional sash window with 4mm single glazing



14mm ultra slim double glazed casement window





HELPING YOU TAKE THE *next steps*

Visit one of our beautiful showrooms & talk to the experts...



Timber Windows **CHOICES** provides you with insight into the options available to help you achieve the perfect windows and doors for your home, including:

A colour chart with printed samples of our most popular shades & timber stain options.

Decorative glazing options, including authentic Victorian stained glass motifs.

Patterned & etched glass, privacy glass and reversed out house number options.

Arched and shaped windows, including gabled and triangular frames.

Ironmongery and fittings for sash windows, casement windows and front doors, including our exclusive Samuel Heath range.

All of our most popular Entrance Door styles, including conservation and contemporary.



www.timberwindows.com/showrooms







**BEAUTIFUL , HAND-MADE
TIMBER WINDOWS & DOORS**

T: 0800 030 2000

www.timberwindows.com

